

# Local Primary School Community Engagement

31.10.2018



# Introduction

**ASPECT Studios and the City of Sydney facilitated workshops with Bourke Street Primary School and Plunkett Street Primary School in December 2018 to discuss the New City Centre Playground at Cook and Phillip Park, Sydney.**

**During the consultation sessions, students were asked to complete 4 different types of activities. Each activity was chosen to better understand the childrens preferences for various typologies of play experience. The following document is a summary of the results.**

**Bourke Street Primary School -**

**Date:** Monday 19th November

**Facilitators:** 4 x ASPECT Staff

4 x CoS Staff

2 x Bourke St Teachers

**Students:** Approx 40 Year 2 Students

**Plunkett Street Primary School -**

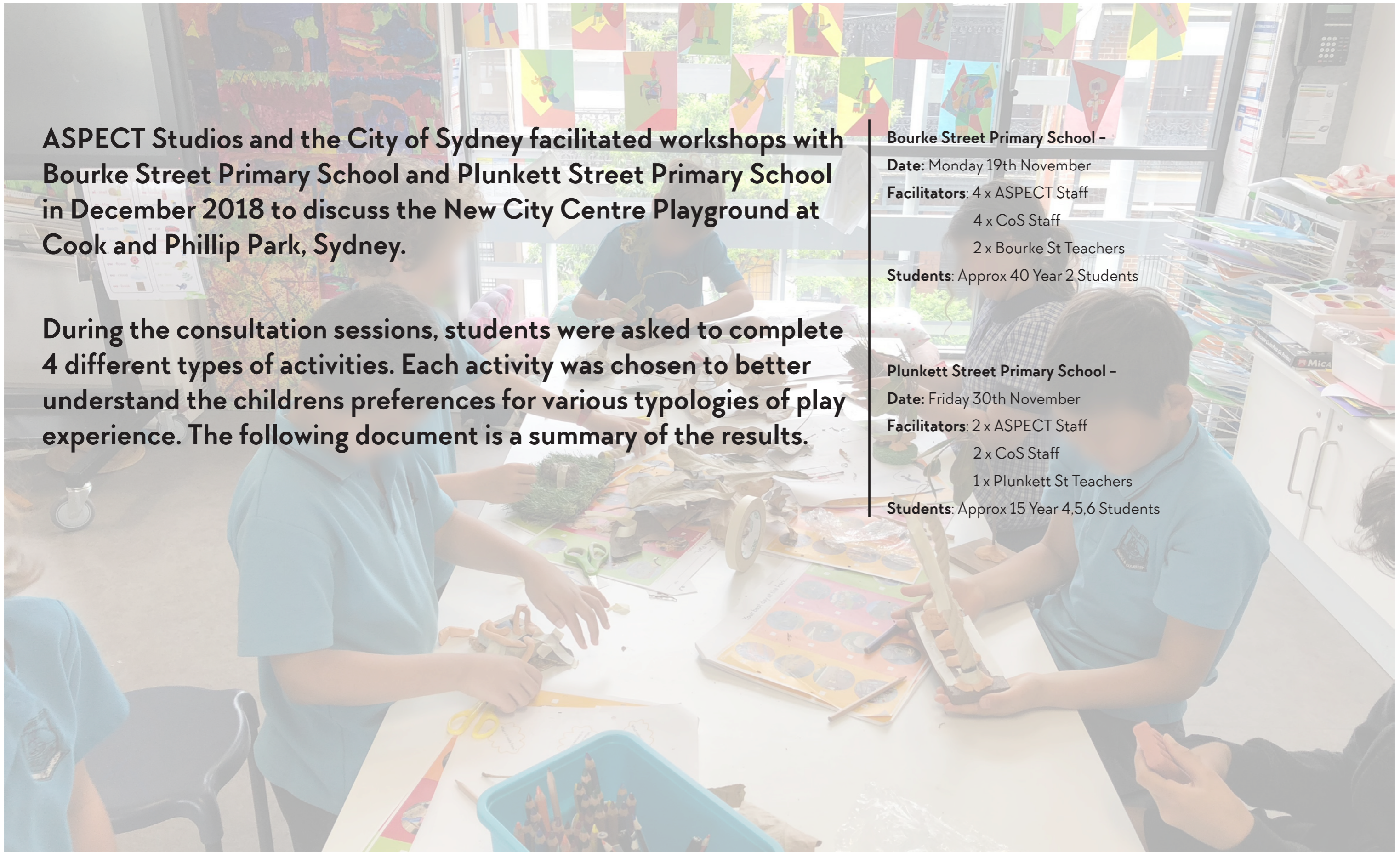
**Date:** Friday 30th November

**Facilitators:** 2 x ASPECT Staff

2 x CoS Staff

1 x Plunkett St Teachers

**Students:** Approx 15 Year 4,5,6 Students





# Activity 1

A 15 minute drawing exercise


## Activity Sheet

Name: \_\_\_\_\_ Age: \_\_\_\_\_

### Your best day at the Park...

Pick 3 activities to make a picture!

## Play Icons




## Task

- Individual play icons were arranged in the table in front of the students.
- Students were asked to choose their top 3 play icons and 'complete the picture' to make a drawing on the paper in front of them.

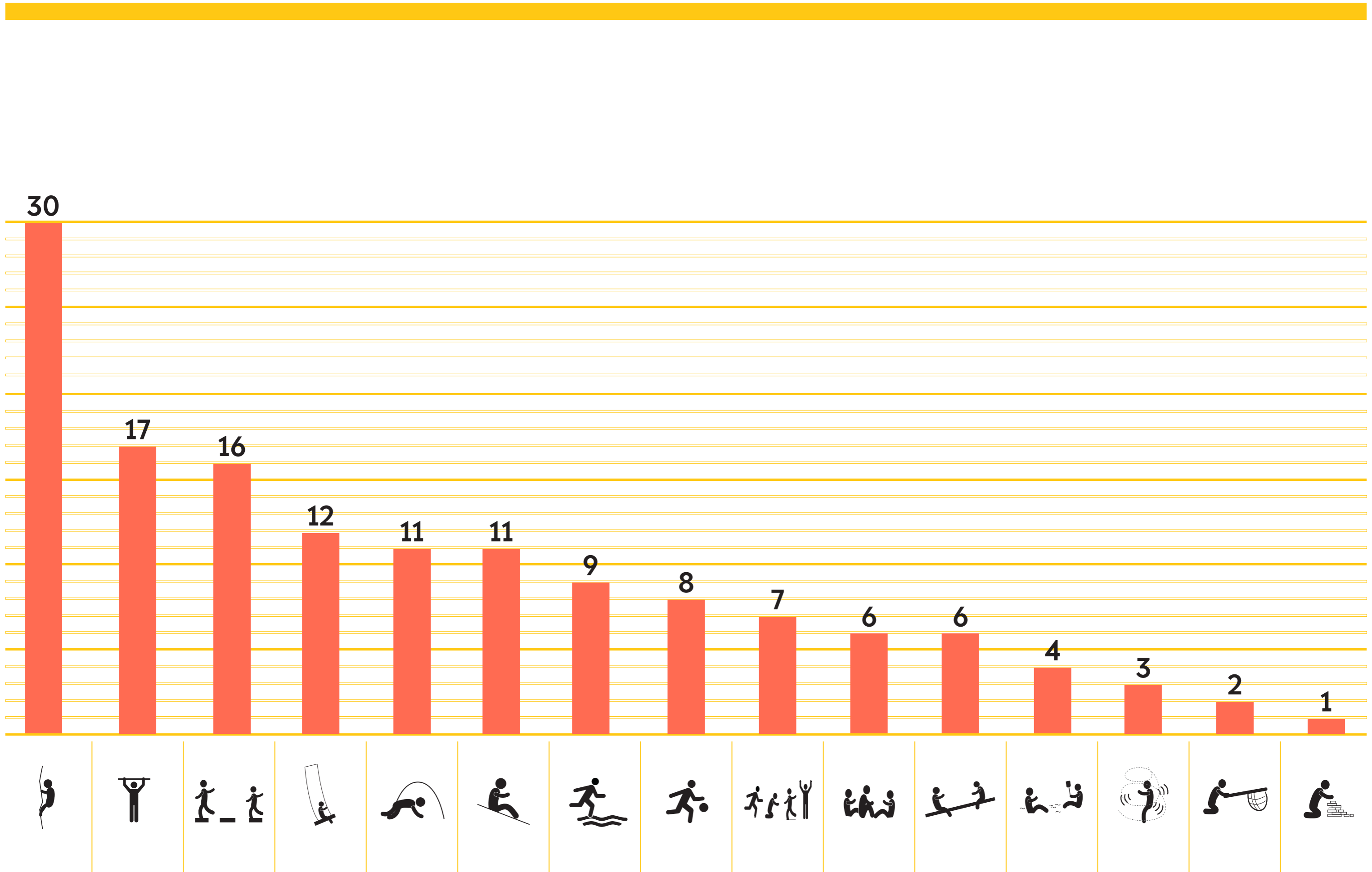
Questions for the students:

- What kind of game are you playing?
- What are you doing at the park in the picture?
- What is around you?
- How many people would you play this game with?



# Activity 1

Results Total


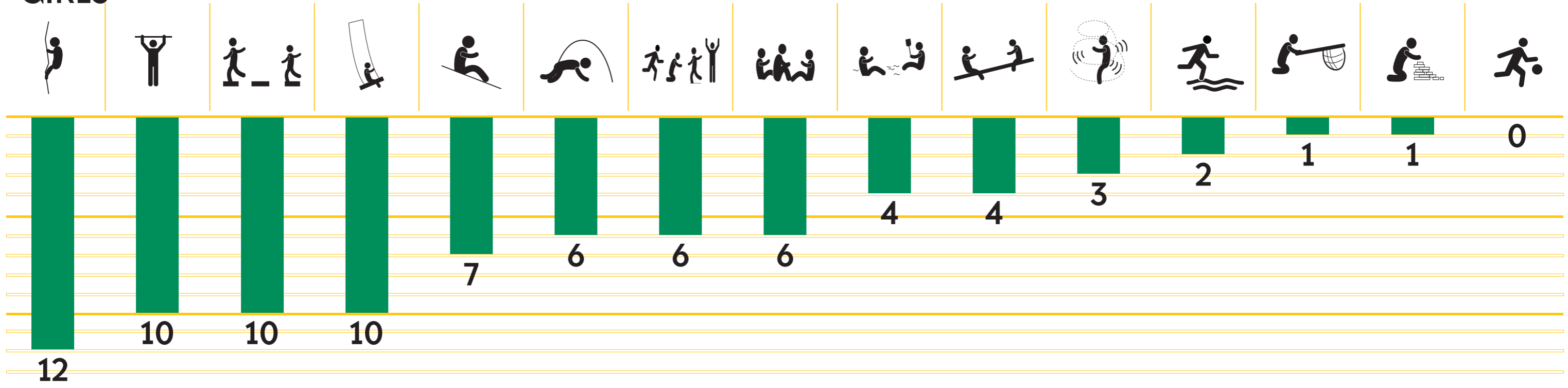




# Activity 1

Results Total By Gender

GIRLS



BOYS



# Activity 2

## The Play Survey

### Activity Sheets

Name: \_\_\_\_\_ Age: \_\_\_\_\_

### Your best day at the Park...

Tick your favourite yellow photo    Tick your favourite orange photo    Tick your favourite red photo    Tick your favourite green photo

**Climbing:**

**Tunnels:**

**Swings:**

**Sliding:**

A

Name: \_\_\_\_\_ Age: \_\_\_\_\_

### Your best day at the Park...

Tick your favourite yellow photo    Tick your favourite orange photo    Tick your favourite red photo    Tick your favourite green photo

**Making:**

**Balancing:**

**Sand play:**

**Hide and Seek:**

B

### Task

- Students were asked to choose one image from each coloured column on the activity sheet.
- Before making their selection, students were to discuss each different option with the person next to them.





# Activity 2 Summary

The Play Survey

Swings



Sliding



Making



Balancing



Tunnels



Sand Play



Hide & Seek



Climbing





# Activity 2 Preferred

Making, Balancing, Sandplay, Hide & Seek - Chosen Results



'You can wrap the string around it!'

**Making Play Themes**  
Climb, Challenge, Achievement

28



'You can climb to a big cave!'

**Balancing Play Themes**  
Imaginative, Inviting, Meeting Place

26



'Because you can make things!'

**Sand Play Themes**  
Active, Manageable Risk, Stimulating

20



'There's lots of hiding places!'

**Hide & Seek Play Themes**  
Legible, Multi Experience, Confidence

18



# Activity 2 Preferred

Climbing, Tunnels, Swings, Sliding - Chosen Results



'It's really tall!'

## Climbing Play Themes

Climb, Challenge, Achievement

12



'Play in little spots where no one can see me!'  
'A place to hide and hang out with my friends'

## Tunnels Play Themes

Imaginative, Inviting, Meeting Place

23



'Explore!'

## Tunnels Play Themes

Active, Manageable Risk, Stimulating

31



'I like the curve!'

## Swings Play Themes

Legible, Multi Experience, Confidence

29



# Activity 3

## Nature Play

### Activity



### Task

- Students were shown found natural items from Cook & Phillip park (eg leaves, bark, sticks, gumnuts etc).
- Students were shown building materials that may be used at the park (eg concrete, softfall, timber etc).
- Students were asked to choose one natural or building material item each. After choosing, the student was asked to describe their item to the group and to explain one idea for something they could do with it.
- After the group had shared ideas together, students were given the task of working together to make a sculpture or artwork from their objects.

Additional questions were posed to the students:

- What colour is it?
- What does it smell like?
- What is the texture? Eg. Rough or smooth?
- Is it hard or soft?
- What could you use it for?
- How does it make you feel?



# Activity 3 Results

## Nature Play



### Observations

Students engaged with the task individually and together.

Some students chose to build together, combining their individual ideas into shared creations. These became an assemblage of play opportunities, clocktowers, parkour areas and trees, inspired by previous activities.

Other students worked imaginatively by choosing to fully explore their own ideas and artworks individually. Detailed thought and care was placed into these creations.



# Activity 4

## Tree Houses

### Activity Sheets

Name: \_\_\_\_\_ Age: \_\_\_\_\_

### Draw your dream tree house...

What colour is it?

How do you get up and down?

What would you do in the tree house?


What do you see?

What is it made from?

How high is it?

### Task

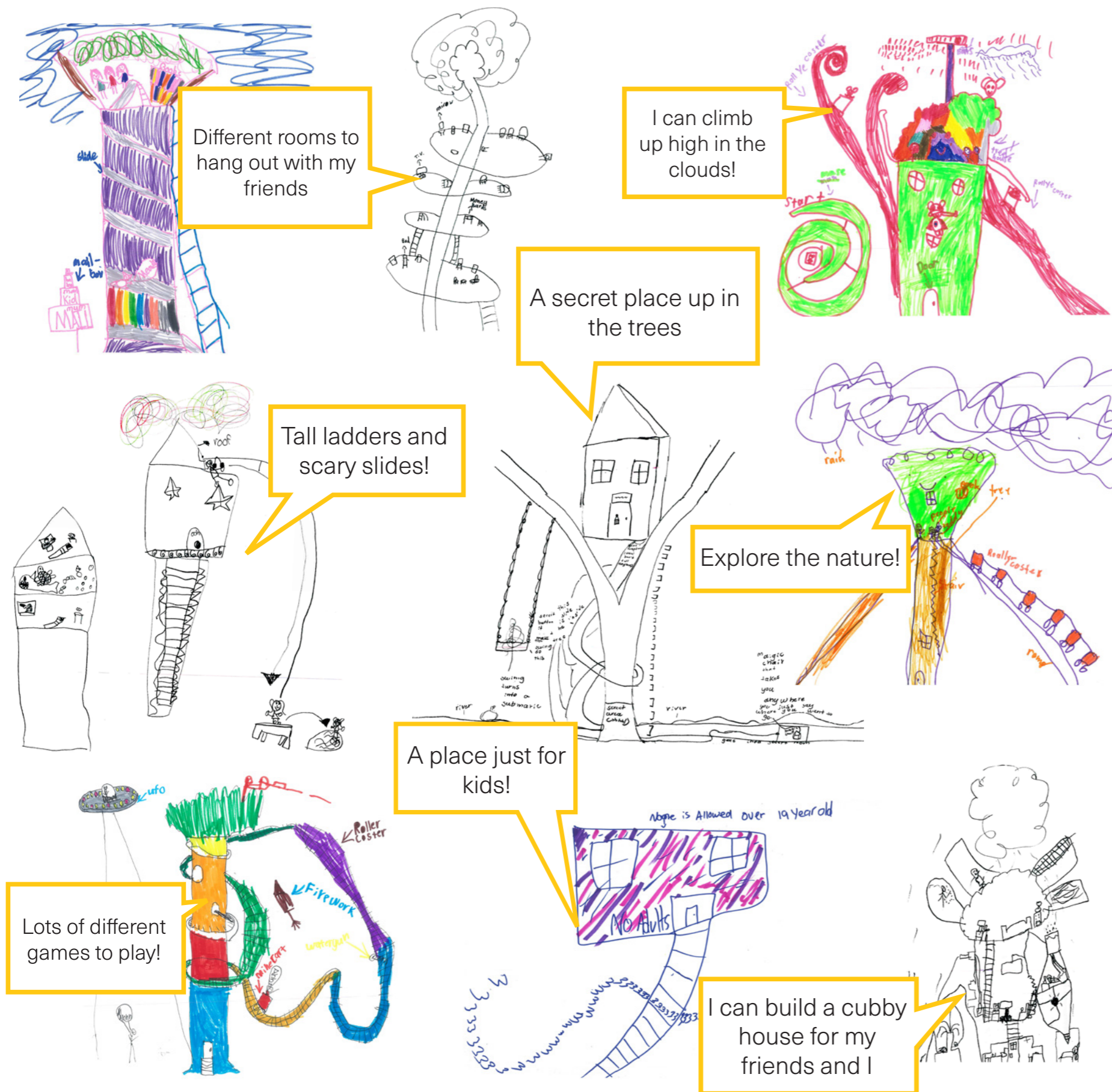
- Students were asked to draw their dream tree house on paper using pencils and pens.
- Questions to inspire and prompt imaginative tree house design were provided, asking students to see themselves climbing, looking, feeling and playing in their dream tree house.





# Activity 4 Results

## Tree Houses



### Questions:

- What would you do in the tree house?
- What is it made from?
- How do you get up and down?
- What do you see from up in the tree house?
- How high is it?
- How many of you fit in the tree house?



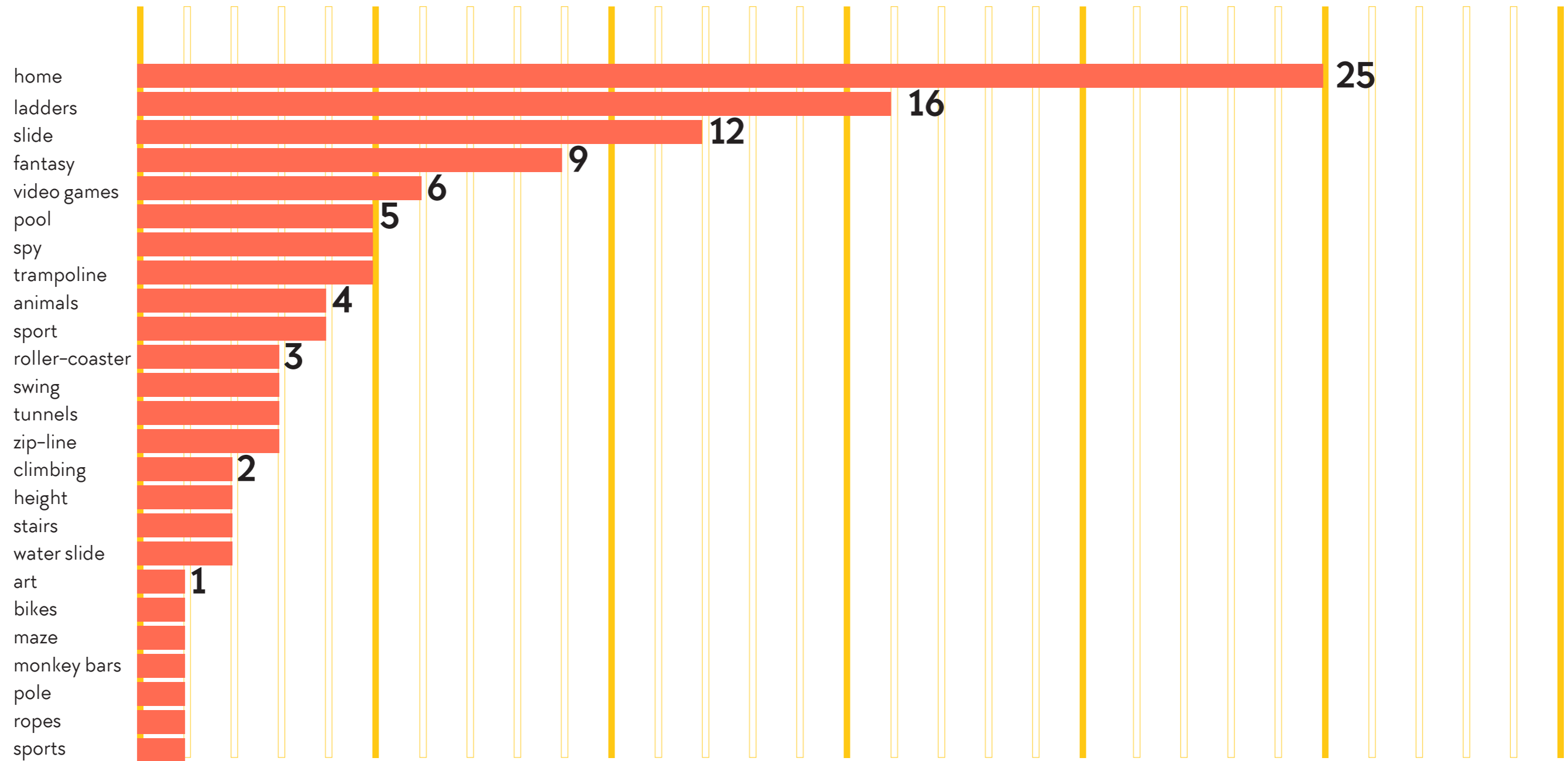


# Activity 4 Results

## Tree Houses

### Key themes:

Consistent ideas and concepts were drawn by students across both Bourke St and Plunkett. Key themes emerging from the local student community's collective dream houses are tallied and collated below:





ASPECT Studios™

CITY OF SYDNEY

